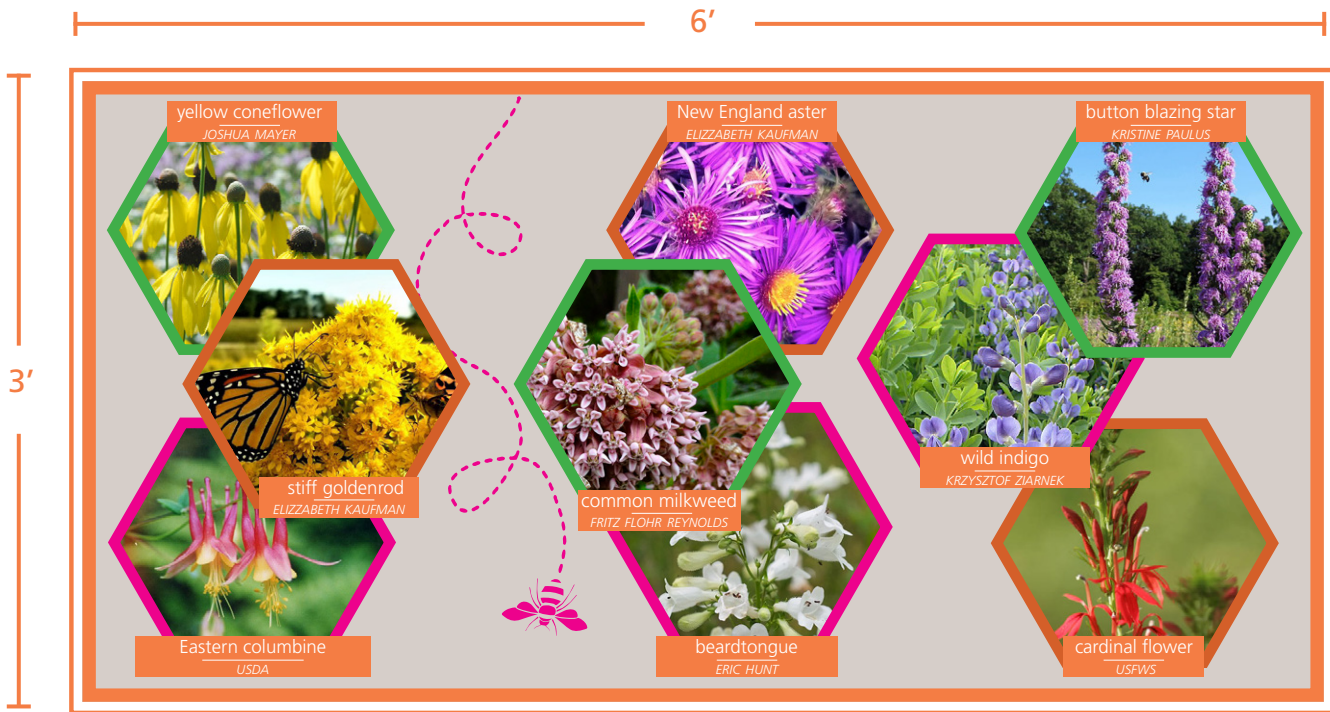


Planting Guide for your native pollinator garden

Use the arrangement below to have a continuous garden - spring, summer, & fall

MIDWEST REGION

IA, IL, IN, KY, MI, MO, MN, OH, WI



BLOOM SEASON

- Spring
- Summer
- Fall

For best results, use multiple plants of each species.



Follow these steps to create your beautiful native pollinator garden

MIDWEST REGION

IA, IL, IN, KY, MI, MO, MN, OH, WI

1 Identify your garden spot:

- ✓ Find a 3' x 6' plot that gets 6+ hours of direct sun.
- ✓ Have a larger area? Include more choices and clump the same species together.
- ✓ Remove or smother existing lawn or vegetation.
- ✓ Enhance hard-packed soil with organic compost.

2 Buy plants at a local native plant nursery, if possible.

3 Plant!

- ✓ Arrange plants with different seasonal blooms in your plot.
- ✓ Dig holes twice as large as each plant's pot.
- ✓ Remove the plant from the pot, loosen the roots, place it in the hole, backfill, tamp soil, and water.
- ✓ Mulch plot to depth < 1 inch, keeping mulch away from stems and avoid using hardwood chips and shreds.




4 Maintain your garden:

- ✓ Water to keep moist throughout the first two weeks, then as needed or when plants droop.
- ✓ Weed as needed.
- ✓ Avoid using conventional pesticides and consider Bee Safe® alternatives.
- ✓ Be patient - your garden may take a few years to fully establish and fill in!

Add your garden: www.millionpollinatorgardens.org

BLOOM SEASON | NATIVE PLANT OPTIONS

*Your state's native plant society can recommend locally appropriate native species in the genus below. See **North American Pollinator Protection Campaign Ecoregional Planting Guides** for additional information: www.pollinator.org/guides.

SEASON	FIRST OPTION	SECOND OPTION
 <p>WILD INDIGO</p>	Eastern columbine <i>Aquilegia canadensis</i>	wild geranium <i>Geranium maculatum</i>
	wild indigo <i>Baptisia spp.*</i>	spiderwort <i>Tradescantia spp.*</i>
	beardtongue <i>Penstemon spp.*</i>	golden Alexanders <i>Zizia aurea</i>
 <p>YELLOW CONEFLOWER</p>	button blazing star <i>Liatris aspera</i>	blazing star <i>Liatris spp.*</i>
	common milkweed <i>Asclepias syriaca</i>	butterfly milkweed <i>Asclepias tuberosa</i>
	yellow coneflower <i>Ratibida pinnata</i>	black-eyed Susan <i>Rudbeckia hirta</i>
 <p>NEW ENGLAND ASTER</p>	cardinal flower <i>Lobelia cardinalis</i>	common boneset <i>Eupatorium perfoliatum</i>
	stiff goldenrod <i>Oligoneuron rigidum</i>	showy goldenrod <i>Solidago speciosa</i>
	New England aster <i>Symphyotrichum novae-angliae</i>	smooth blue aster <i>Symphyotrichum laeve</i>

● color dots above indicate bloom color

Photo credits on reverse side of card.